

TECHNICAL MANUAL

**ORGANIZATIONAL MAINTENANCE
REPAIR PARTS AND SPECIAL TOOLS LIST
FOR
ACCESSORY SET (NSN 5180-01-135-7048)
AND
ACCESSORY KIT
SM-A-814892**

HEADQUARTERS, DEPARTMENT OF THE ARMY

16 APRIL 1984

ORGANIZATIONAL MAINTENANCE
REPAIR PARTS AND SPECIAL TOOLS LIST
FOR
ACCESSORY SET (NSN 5180-01-135-7048)
AND
ACCESSORY KIT
SM-A-81 4892

Current as of 7 February 1984

REPORTING ERRORS AND RECOMMENDING IMPROVEMENTS

You can help improve this manual. If you find any mistakes or if you know of a way to improve the procedures, please let us know. Mail your letter, DA Form 2028 (Recommended Changes to Publications and Blank Forms), or DA Form 2028-2 located in back of this manual direct to: Commander, US Army Communications - Electronics Command and Fort Monmouth, ATTN: DRSEIME-MP, Fort Monmouth, NJ07703.

In either case, a reply will be furnished direct to you.

Table of Contents

		Page	Illus. Figure
SECTION	I. Introduction.....	1	
	II. Repair Parts List	5	
GROUP	00 Accessory Set SM-A-814890	5	1
	00 Accessory Set SM-A-814892	7	2
SECTION	III. Special Tools List (Not applicable)		
	IV. National Stock Number and Part Number Index.....	8	

**SECTION I
INTRODUCTION**

1. Scope

This manual lists spares and repair parts, special tools; special test, measurement, and diagnostic equipment (TMDE), and other special support equipment required for performance of organizational maintenance of Accessory Sets SM-A-814890 and SM-A-814892. It authorizes the requisitioning and issue of spares and repair parts as indicated by the source and maintenance codes.

2. General

This Repair Parts and Special Tools List is divided into the following sections:

a. Section II. Repair Parts List. A list of spares and repair parts authorized for use in the performance of maintenance. The list also includes parts which must be removed for replacement of the authorized parts. Parts lists are composed of functional groups in numeric sequence, with the parts in each group listed in figure and item number sequence.

b. Section III. Special Tools List. Not applicable.

c. Section IV. National Stock Number and Part Number Index. A list, in National item identification number (NIIN) sequence, of all National stock numbers (NSN) appearing in the listings followed by a list, in alphameric sequence, of all part numbers appearing in the listings. National stock numbers and part numbers are cross-referenced to each illustration figure and item number appearance.

3. Explanation of Columns

a. Illustration. This column is divided as follows:

(1) *Figure number*. Indicates the figure number of the illustration on which the item is shown.

(2) *Item number*. The number used to identify item called out in the illustration.

b. Source, Maintenance, and Recoverability (SMR)

Codes.

(1) Source code. Source codes indicate the manner of acquiring support items for maintenance, repair, or overhaul of end items. Source codes are entered in the first and second positions of the Uniform SMR Code format as follows:]

<i>Code</i>	<i>Definition</i>
-------------	-------------------

PE - Support equipment procured and stocked for initial issue or out-fitting to specified maintenance repair activities.

XB - Item is not procured or stocked. If not available through salvage, requisition.

NOTE

Cannibalization or salvage may be used as a source of supply for any items source coded above except those coded XA and aircraft support items as restricted by AR 750-1.

(2) *Maintenance code*. Maintenance codes are assigned to indicate the levels of maintenance authorized to USE and REPAIR support items. The maintenance codes are entered in the third and fourth positions of the Uniform SMR Code format as follows:

(a) The maintenance code entered in the third position will indicate the lowest maintenance level authorized to remove, replace, and use the support item. The maintenance code entered in the third position will indicate one of the following levels of maintenance:

<i>Code</i>	<i>Application/Explanation</i>
-------------	--------------------------------

0 - Support item is removed, replaced, used at the organizational level.

(b) The maintenance code entered in the fourth position indicates whether the item is to be repaired and identifies the lowest maintenance level with the capability to perform complete repair (i.e., all authorized maintenance functions). This position will contain one of the following maintenance codes:

<i>Code</i>	<i>Application/Explanation</i>
Z - Nonreparable.	No repair is authorized.

3) Recoverability code. Recoverability codes are assigned to support items to indicate the disposition action on unserviceable items. The recoverability code is entered in the fifth position of the Uniform SMR Code format as follows:

<i>Recoverability codes</i>	<i>Definition</i>
Z-	Nonreparable item. When unserviceable, condemn and dispose at the level indicated in position 3.

c. National Stock Number. Indicates the National stock number assigned to the item and will be used for requisitioning purposes

d. Federal Supply Code for Manufacturer (FSCM). The FSCM is a 5-digit numeric code listed in SB 708-41/42 which is used to identify the manufacturer, distributor, or Government agency, etc.

e. Part Number. Indicates the primary number used by the manufacturer (individual, company, firm, corporation, or Government activity), which controls the design and characteristics of the item by means of its engineering drawings, specifications, standards, and inspection requirements to identify an item or range of items.

NOTE

When a stock numbered item is requisitioned, the repair part received may have a different part number than the part being replaced.

f Description. Indicates the Federal item name and, if required, a minimum description to identify the item.

g. Unit of Measure (U/M). Indicates the standard of the basic quantity of the listed item as used in performing the actual maintenance function. This measure is expressed by a two-character alphabetical abbreviation (e.g., ea., in, pr, etc.). When the unit of measure differs from the unit of issue, the lowest unit of issue that will satisfy the required units of measure will be requisitioned.

h. Quantity Incorporated in Unit. Indicates the quantity of the item used in the breakout shown on the illustration figure, which is prepared for a functional group, subfunctional group, or an assembly.

4. Special Information

a. The following publications pertain to the SM-A-814890 and SM-A-814892 and their components: TM 11-5805681-12-1 through 12-10, Center Office, Telephone, Automatic AN/TTC-39(V)2, (V)3 and (V)5. TM 11-5805-683-12-1 through 12-8, Central, Message Switching Automatic AN/TYC-39(V)1 and AN/TYC-39 (V)5.

b. National stock numbers (NSN's) that are missing from P source coded items have been applied for and will be added to this TM by future change/revision when they are entered in the Army Master Data File (AMDF). Until the NSN's are established and published, submit exception requisitions to: Commander, US Army Communications-Electronics Command and Fort Monmouth, ATTN: DRSEL-MM, Fort Monmouth, NJ 07703 for the part required to support your equipment.

5. How to Locate Repair Parts

a. When National stock number or part number is unknown.

(1) First. Using the table of contents, determine the functional group within which the item belongs. This is necessary since illustrations are prepared for functional groups and listings are divided into the same groups.

(2) Second. Find the illustration covering the functional group to which the item belongs.

(3) Third. Identify the item on the illustration and note the illustration figure and item number of the item.

(4) Fourth. Using the Repair Parts Listing, find the figure and item number noted on the illustration.

b. When National stock number or part number is known.

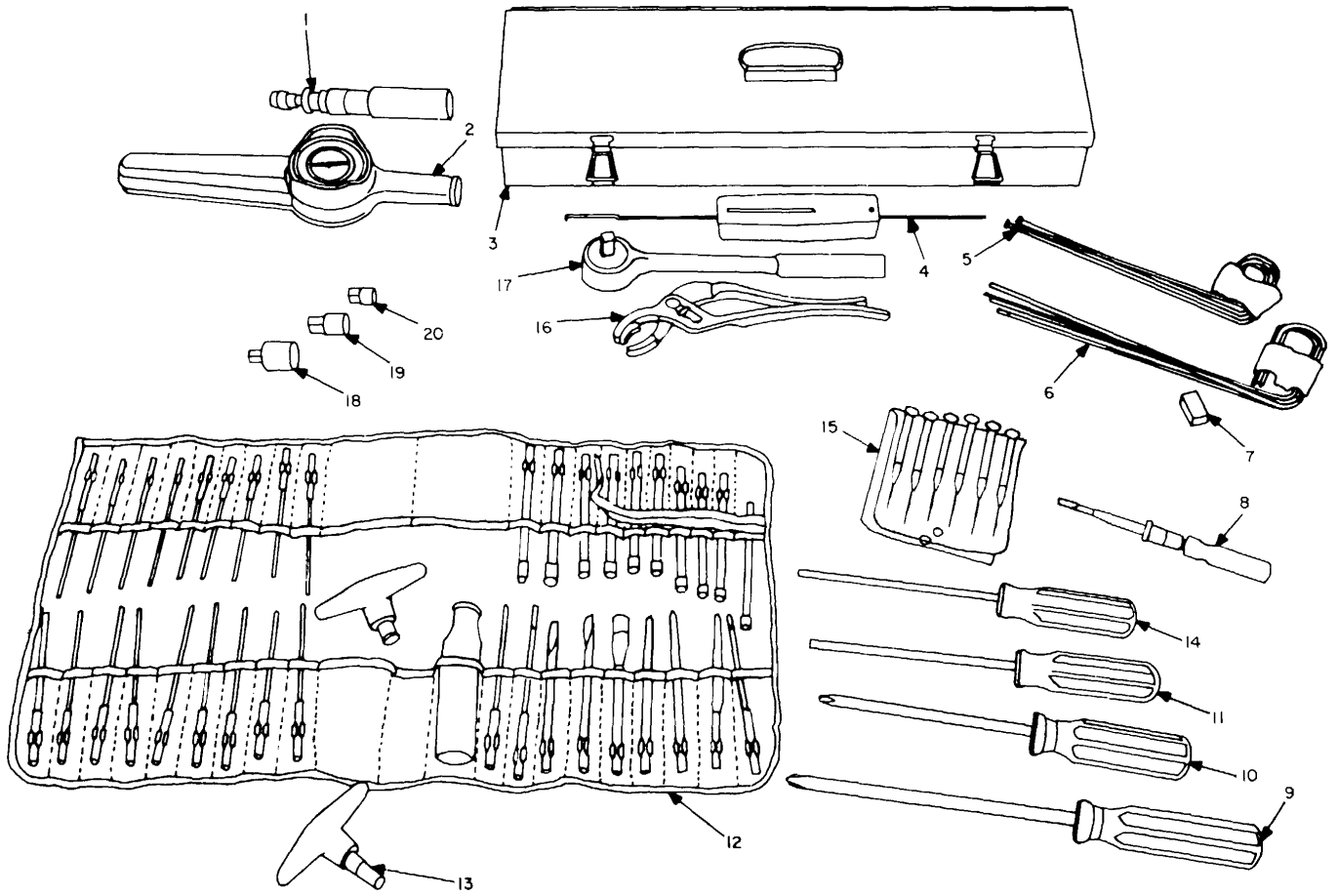
(1) First. Using the Index of National Stock Numbers and Part Numbers, find the pertinent National stock number or part number. This index is in NIIN sequence followed by a list of part numbers in alphameric sequence, cross-referenced to the illustration figure number and item number.

(2) Second. After finding the figure and item number, locate the figure and item number in the repair parts list.

6. Abbreviations

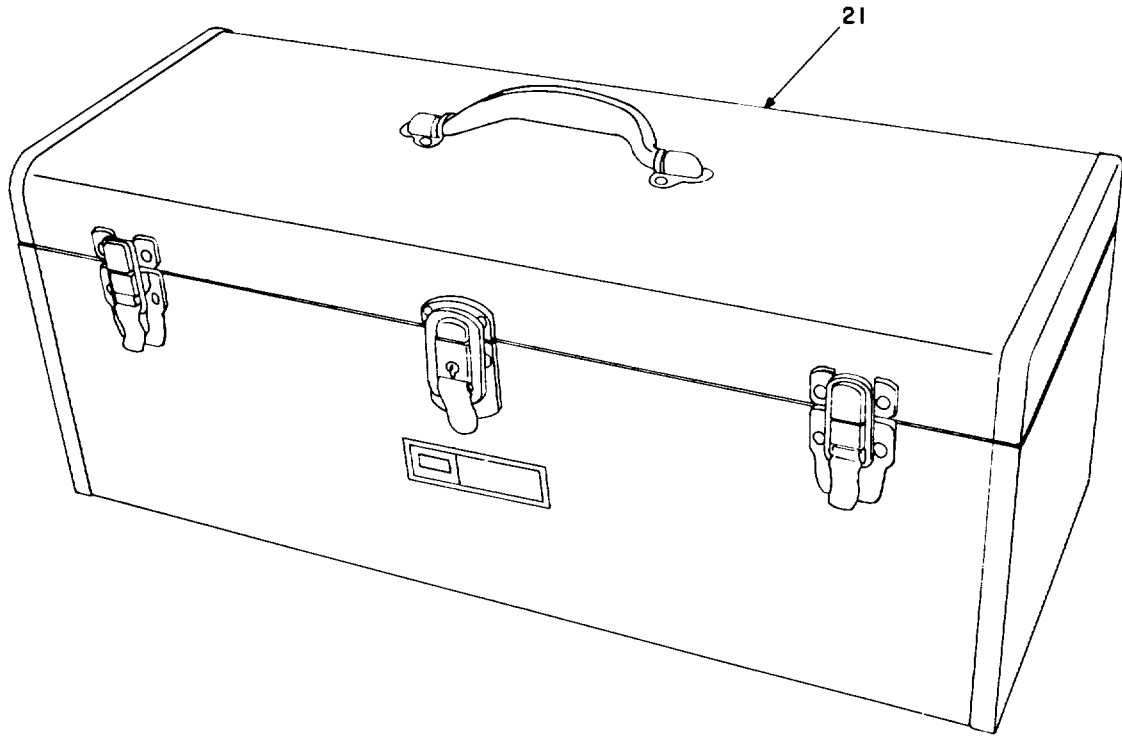
Not applicable.

Next printed page is 4.1)



EL8XR001

Figure 1. Accessory set SM-A-814890 (Sheet 1 of 2).



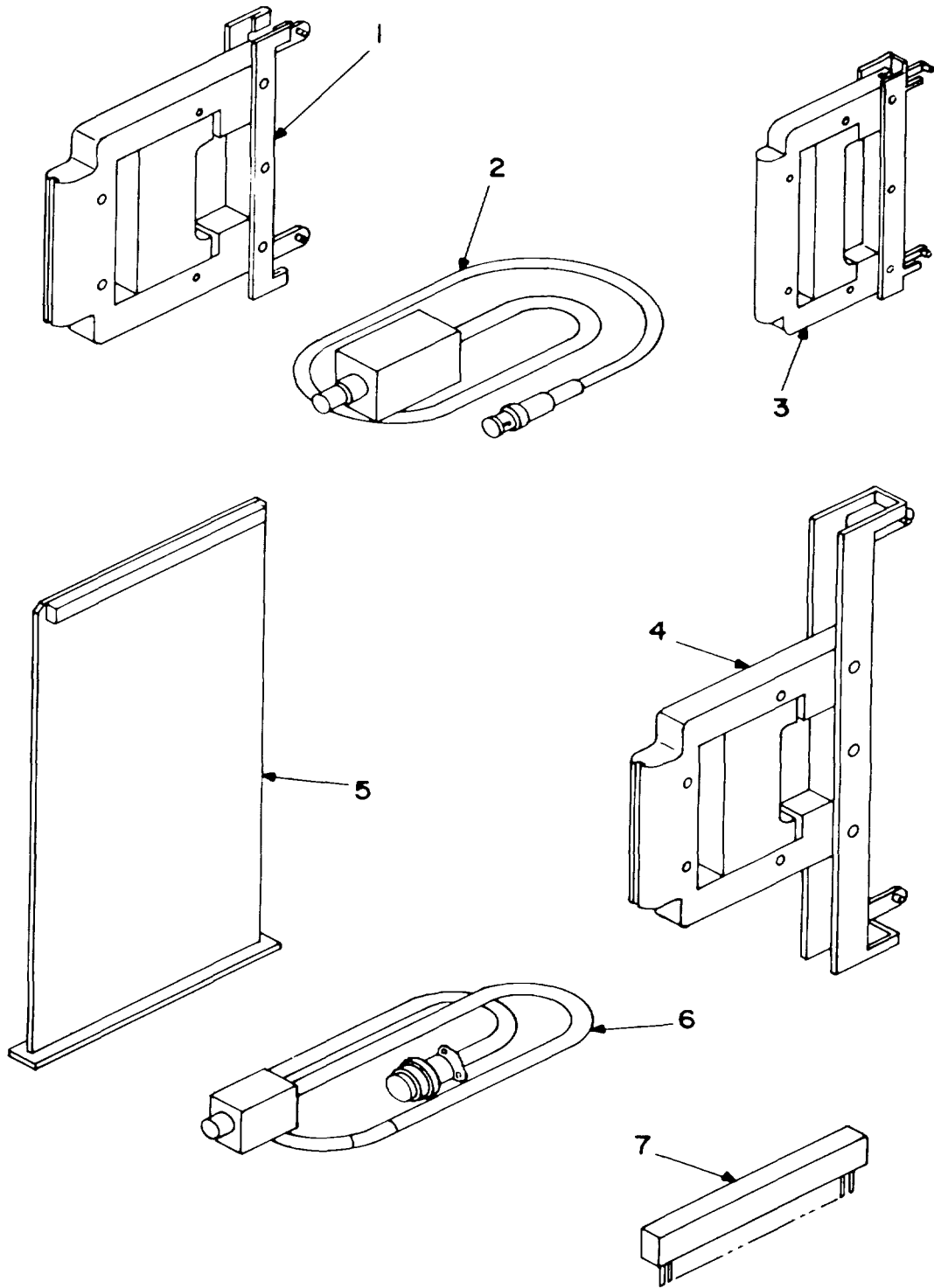
EL8XR002

Figure 1. Accessory set SM-A-814890 (Sheet 2 of 2).

SECTION II

TM 11-5805-739-20P

(1) ILLUSTRATION		(2)	(3)	(4)	(5)	(6)	(7)	(8)
(a) FIG NO.	(b) ITEM NO.	SMR CODE	NATIONAL STOCK NUMBER	FSCM	PART NUMBER	DESCRIPTION USABLE ON CODE	U/M	QTY INC IN UNIT
						GROUP 00 ACCESSORY SET SH-A-814890		
1	1	PEOZZ		80063	SM-B-814890-110	WRENCH, TORQUE.....	EA	1
1	2	PEOZZ		80063	SM-B-814890-120	WRENCH.TORQUE.....	EA	1
1	3	PEOZZ	5120-00-322-6231	80063	SM-8-814890-500	WRENCH SET, SOCKET.....	EA	1
1	4	PEOZZ	6635-00-087-9500	11710	719-5	TESTER.SPRING RESIL	EA	1
1	5	PEOZZ		04655	81-1360155	SWITCH(MAGNETIC TAP	EA	1
1	6	XBOZZ		04655	81-1360154	PAD HLDR(MTT KTI.....	EA	1
1	7	PEOZZ	7035-00-264-7473	30874	352605	PAD FELT.	EA	1
1	8	PEOZZ		04655	1734	SCREWDRIVER EXP	EA	1
1	9	PEOZZ		80063	SI-B-814890-IT00	SCREWDRIVER, CROSS T1.....	EA	1
1	10	PEOZZ		80063	SN-8-814890-1600	SCREWDRIVER, CROSS T.....	EA	1
1	11	PEOZZ	5120-01-118-3219	96508	LN28	SCREWDRIVER ALLEN H	EA	1
1	12	PEOZZ	5180-01-034-8231	96508	99MP	TOOL KIT	EA	1
1	13	PEOZZ	5120-01-010-5502	96508	99-4-R	T-HANDLE.NUTDRIVER	EA	1
1	14	PEOZZ	5120-00-104-1777	96508	LN27	KEY, SOCKET HEAD SCRC.....	EA	1
1	15	PEOZZ	5120-00-288-8739	80063	SM-B-814890-1200	SCREWDRIVER SET, JEW	EA	1
1	16	PEOZZ	5120-00-117-3570	30106	529-10	PLIERS, SLIP JOINT	EA	1
1	17	PEOZZ		80063	SM-8-814890-700	WRENCH, RATCHET	EA	1
1	18	PEOZZ		80063	SM-B-814890-230	ADAPTER, SOCKET WREN.....	EA	1
1	19	PEOZZ	5120-00-240-8703	80063	S5-8-814890-220	ADAPTER, SOCKET WREN.....	EA	1
1	20	PEOZZ	5120-00-224-9219	80063	SH-8-814890-210	ADAPTER, SOCKET WREN.....	EA	1
1	21	PEOZZ	5140-01-130-1503	53800	9A65141C	TOOL BOX.....	EA	1
					5			



EL8XR003

Figure 2. Accessory Set SM-A-814892.

SECTION II

TM11-5805-739-20P

(1) ILLUSTRATION		(2)	(3)	(4)	(5)	(6)	(7)	(8)
(a) FIG NO.	(b) ITEM NO.	SMR CODE	NATIONAL STOCK NUMBER	FSCM	PART NUMBER	USABLE ON CODE	U/M	QTY INC IN UNIT
						GROUP 00 ACCESSORY SET SK-A-814892		
2	1	PEOZZ	5999-01-138-0717	80063	SM-A-838409-1	EXTRACTOR.ELECRICA	EA	1
2	2	XBOZZ	6145-01-145-5177	04655	09-1368945-1	CABLE ASSEMBLY RADI	EA	1
2	3	PEOZZ	5999-0D-467-5063	13973	861179-1	EXTRACTOR ELECTRICA	EA	1
2	4	PEOZZ	5999-01-138-0718	80063	SM-A-838709	EXTRACTOR, ELECRCA	EA	1
2	5	PEOZZ		80063	SN-A-81b558	EXTENDER CARD ELECT	EA	1
2	6	XBOZZ	5995-01-136-1326	04655	09-1368943-1	CABLE ASSEMBLY SPEC	EA	1
2	7	PEOZZ	5995-01-165-5274	80063	SH-C-E81219	CONNECTOR.RECEPTACL.....	EA	1
					7			

SECTION IV

NATIONAL STOCK NUMBER AND PART NUMBER INDEX

NOTE: LATEST NATIONAL STOCK NUMBER AND PART NUMBER ASSIGNMENTS ARE INCLUDED AT END OF INDEX.

STOCK NUMBER	FIGURE NO.	ITEM NO.	STOCK NUMBER	FIGURE NO.	ITEM NO.
6635-00-087-9500	1	4	5120-01-010-5502	1	13
5120-00-104-1777	1	14	5180-01-034-8231	1	12
5120-00-117-3570	1	16	5120-01-118-3219	1	11
5120-00-224-9219	1	20	5995-01-136-1326	2	6
5120-00-240-8703	1	19	5999-01-138-0717	2	1
7035-00-264-7473	1	7	5959-01-138-0718	2	4
5120-00-288-8739	1	15	6145-01-145-5177	2	2
5120-00-322-6231	1	3	5935-01-165-5274	2	7
5999-00-467-5063	2	3			

FSCM	PART NUMBER	FIGURE NO.	ITEM NO.	FSCM	PART NUMBER	FIGURE NO.	ITEM NO.
96508	LN27	1	14	80063	SM-B-814890-700	1	17
96508	LNZ8	1	11	80063	SM-C-811219	2	7
80063	SM-A-810558	2	5	04655	09-1368943-1	2	6
80063	SM-A-838409-[2	1	04655	09-1368945-1	2	2
80063	SM-A-838709	2	4	04655	1734	1	8
80063	SM-6-814890-110	1	1	30874	352605	1	7
80063	SM-B-814d890-120	1	2	30106	529-10	1	16
80063	SM-8-814890-1200	1	15	11710	719-5	1	4
80063	SM-8-814890-1600	1	10	04655	81-1360154	1	6
80063	SM-B-d14890-1700	1	9	04655	81-1360155	1	5
80063	SM-B-814890-210	1	20	13973	861179-1	2	3
80063	SM-8-814890-220	1	19	96508	99-4-R	1	13
80063	SM-8-814890-230	1	18	96508	99MP	1	12
80063	SM-8-814890-500	1	3				

LATEST NATIONAL STOCK NUMBER AND PART NUMBER ASSIGNMENTS

STOCK NUMBER	FIG. NO.	ITEM NO.	FSCM	PARTNUMBER	FIG. NO.	ITEM NO.
5140-01-130-1503	1	21	53800	9A65141C	1	21

By Order of the Secretary of the Army

John A. Wickham Jr.
General, United States Army
Chief of Staff

Official

Robert M. Joyce
Major General, United States Army
The Adjutant General

Distribution:

To be distributed in accordance with DA Form 12-51A-1 requirements for AN/TTC-39 and AN/TYC-39.

U.S. Government Printing Office: 1995-388-421/41066

RECOMMENDED CHANGES TO EQUIPMENT TECHNICAL PUBLICATIONS



THEN... JOT DOWN THE DOPE ABOUT IT ON THIS FORM, CAREFULLY TEAR IT OUT, FOLD IT AND DROP IT IN THE MAIL!

SOMETHING WRONG WITH THIS PUBLICATION?

FROM: (PRINT YOUR UNIT'S COMPLETE ADDRESS)

DATE SENT

PUBLICATION NUMBER

TM 11-5825-270-10

PUBLICATION DATE

23 Jul 81

PUBLICATION TITLE

Radio Frequency R-2176/FRN

BE EXACT... PIN-POINT WHERE IT IS

PAGE NO.	PARA-GRAPH	FIGURE NO.	TABLE NO.

IN THIS SPACE TELL WHAT IS WRONG AND WHAT SHOULD BE DONE ABOUT IT:

TEAR ALONG PERFORATED LINE

PRINTED NAME, GRADE OR TITLE, AND TELEPHONE NUMBER

SIGN HERE:

DA FORM 2028-2
JUL 79

PREVIOUS EDITIONS ARE OBSOLETE.

P.S.—IF YOUR OUTFIT WANTS TO KNOW ABOUT YOUR RECOMMENDATION MAKE A CARBON COPY OF THIS AND GIVE IT TO YOUR HEADQUARTERS.

FILL IN YOUR
UNIT'S ADDRESS

DEPARTMENT OF THE ARMY

OFFICIAL BUSINESS


BUSINESS REPLY MAIL
FIRST CLASS MAIL PERMIT NO.144 RED BANK, NJ

POSTAGE WILL BE PAID BY

**Commander
US Army Communications-Electronics Command
and Fort Monmount
ATT: AMSEL-LC-LT
Fort Monmouth, New Jersey 07703-9988**



NO POSTAGE
NECESSARY
IF MAILED
IN THE
UNITED STATES



FOLD BACK

TEAR ALONG PERFORATED LINE

